

WINTER 2024



**Phil Bourque**

CFP®, CIM®, FCSI®  
Senior Wealth Advisor  
778.800.9577

phil.bourque@wellington-altus.ca



**Heather Desaulniers, PFP®**  
Senior Investment Associate

778.800.1687

heather.desaulniers@wellington-altus.ca

**CATALYST**  
WEALTH PARTNERS

22420 Dewdney Trunk Rd., Suite 300  
Maple Ridge, BC V2X 3J5

Office: 778.800.5677

Toll-Free: 833.787.1167

catalystwealth@wellington-altus.ca

www.catalystwealth.ca



WELLINGTON-ALTUS  
PRIVATE WEALTH

## FOR 2024: FOCUS LESS ON THE HEADLINES

It has been 45 years since *BusinessWeek* declared the “Death of Equities,” warning that rampant inflation was “destroying the stock market” and “to regard the death of equities as a near-permanent condition.”<sup>1</sup> These dramatic prognostications haven’t subsided over time, likely because negative news is more appealing. When one news website decided to report exclusively good news for a day, it lost two-thirds of its readership.<sup>2</sup> Our brains are hardwired to react more strongly to negative information.

As we begin a new year — and in this season of resolutions — why not focus less attention on the headlines? One reason is that negative news can skew our perceptions. An article in *The Economist* suggests that in recent years, opinions about the state of the economy have diverged from reality (see page 3). This has been termed a “vibecession,” where the prevailing mood is significantly more negative than the actual economic situation.<sup>3</sup>

This may not come as a great surprise — our brains aren’t meant to handle the high volume of negative news we are fed today. Just two generations ago, most of our news was delivered by local television or newspaper. In the last 20 years, the internet made global news more ubiquitous. With the unveiling of the iPhone in 2007, news is now available at our fingertips 24/7; and in the last decade, social media has continued its proliferation.

From an investing perspective, negative news may create undue concern and sometimes compel investors to make hasty decisions. We all know the oft-counterproductive behaviours, such as trying to sell before a market downturn or, worse still, abandoning stocks during a downturn,

which deprives the investor of the ability to eventually recover. While these appear to be intuitive actions in the face of uncertainty, they can derail the investing journey.

Today, there has been no shortage of negative news. Many are understandably struggling with an increasing cost of living and the impact of higher interest rates. Global economies remain highly indebted, economic conditions at home are softening and we’re still likely to see the lagging effects of the rate hikes. As advisors, we are focused on managing portfolios to navigate the challenges that come with the changing times.

However, it’s worth repeating: we’ve experienced these challenges, and many others, before. Recessions, financial crises, inflation, stagflation, even global conflict and war — the returns since the “Death of Equities” include all of these terrible things. And, yet, we’ve persevered and forged ahead. Consider that an investment of \$100,000 in the S&P 500 Index during that period of maximum pessimism 45 years ago would have yielded around \$8 million today.<sup>4</sup> Decades later, in 2019, the publishers would sheepishly admit: “The S&P 500 return since its 1982 low has been 7,000 percent. Not bad for a corpse.”<sup>5</sup> Yet, participating in this growth required having confidence that brighter days lay ahead.

As we begin another year, look forward to those brighter days ahead. We would like to take this opportunity to express our gratitude for entrusting us with your wealth management. Wishing you and your loved ones an abundance of health, happiness and prosperity in 2024.

1. BusinessWeek Aug. 13, 1979; 2. <https://www.bbc.com/future/article/20200512-how-the-news-changes-the-way-we-think-and-behave>; 3. <https://www.economist.com/graphic-detail/2023/09/07/the-pandemic-has-broken-a-closely-followed-survey-of-sentiment>; 4. S&P 500 Total Return Index with dividends reinvested 8/13/1979 - 107.42; 11/7/2023 - 9,452.28; 5. <https://www.bloomberg.com/news/articles/2019-08-13/it-s-been-40-years-since-our-cover-story-declared-the-death-of-equities>

### IN THIS ISSUE

How Well Are You Managing Your RRSP? Avoid These Five Pitfalls .....	2
In Brief: Reasons for Diversification .....	2
Looking Forward: Reflecting on a Year That Has Passed .....	3
CPP: Four Things You May Not Know .....	3
Reminders to Start a New Year: The Investing Road is a Long One .....	4

## HOW WELL ARE YOU MANAGING YOUR RRSP?

# AVOID THESE FIVE RRSP PITFALLS

Registered Retirement Savings Plan (RRSP) season is just around the corner. Beyond the importance of growing funds for retirement, avoiding certain practices can help to save tax or create a bigger nest egg for the future. Here are five RRSP pitfalls:

**1. Withdrawing funds to pay down debt** — Consider the implications of making taxable withdrawals from the RRSP to pay down short-term debt. You may be paying more tax on the RRSP withdrawal than you'll save in interest costs. In addition, once you make a withdrawal from the RRSP, you won't be able to reinstate the valuable contribution room — unlike the TFSA, where a withdrawal is added back to contribution room in the following year.

**2. Contributing losers in-kind** — In order to fund the RRSP, some may choose to move investments from non-registered accounts. If you are considering making in-kind contributions to the RRSP, be careful not to transfer investments that have accrued losses. You will be deemed to have sold these investments at fair market value at the time of transfer to the RRSP, yet the capital loss will be denied and any tax relief lost. Instead, consider selling them on the open market and contributing cash to the RRSP so you can claim the capital loss (and, again, be aware of the denied loss rules, thus do not repurchase the investment for 30 days).

**3. Claiming the deduction in the wrong year** — With any RRSP contribution, you're entitled to claim a tax deduction for the amount so long as it is within the contribution limit. Keep in mind that you don't have to claim the tax deduction in the year that the contribution is made. You may carry it forward if you expect income to be higher in future years

such that you may be put in a higher tax bracket, potentially generating greater tax savings for a future year.

**4. Neglecting to update beneficiary designations** — It may be beneficial to review account beneficiaries (in provinces where applicable) periodically and in light of major life changes. For example, in the event of separation or divorce, be aware that named beneficiaries may not be revoked, depending on provincial laws. Therefore, the designation of an ex-spouse may still be in effect.

**5. Withdrawing from a spousal RRSP** — For couples in which one spouse will earn a high level of income in retirement, while the other may have little income, a spousal RRSP may be a valuable income-splitting tool. Yet, don't forget that the attribution rules generally apply to a spousal RRSP. If the higher-income spouse has made contributions to the spousal RRSP in the year, or immediate two preceding years, and if funds are withdrawn from the plan, they may be taxed to the higher-income spouse, as opposed to the lower-income spousal RRSP owner.



### RRSP Deadline Reminder:

February 29, 2024 for the 2023 tax year. Limited to 18 percent of the previous year's income, to a maximum of \$30,780.

## PERSPECTIVES ON THE DIVERGENCE IN ECONOMIC GROWTH

# IN BRIEF: REASONS FOR DIVERSIFICATION

In many aspects, the economies of Canada and the U.S. share similarities as developed countries ranked among the top 10 economic powers globally. Over the past two years, we've both grappled to curb inflation, with central banks' actions mirroring each other. Moreover, both economies have shown substantial economic resilience due to low unemployment rates.

However, more recently, there's been a divergence in economic growth, with the U.S. showing progress while Canada has been stagnant. This divergence stems from various factors. Higher interest rates are affecting Canadians more than Americans, largely because of the way our mortgages are structured. The average Canadian mortgage has a five-year term, whereas the average U.S. mortgage has a 30-year term. Many Americans secured fixed rates during their lows, so there has been less concern over rising debt payments and this has sustained U.S. consumer spending to support economic growth. New U.S. government initiatives, including the *Inflation Reduction Act* (focused on green initiatives), the *CHIPS and Science Act* (backing the semiconductor industry) and the *Bipartisan Infrastructure Deal* have earmarked trillions in spending to further fuel economic growth.<sup>1</sup>

As we consider the economic differences we see today, we should also remember that there are distinct differences from an investing context. Canada, with its considerably smaller population and total output, represents only a fraction of the global equity market, at around 3 percent by market capitalization, in contrast to the U.S. at 43 percent (chart). The Canadian equity market is overweight in financials and energy sectors, but underweight in technology, health care, consumer

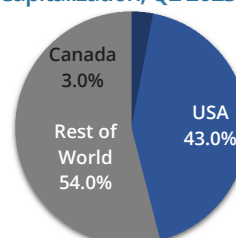
discretionary and consumer staples relative to the global market.

These distinctions should highlight the significance of diversification. Different sectors, industries and regions can exhibit varied performances at different times. Diversification serves to shield against inevitable downturns while offering exposure to top-performing sectors. One interesting perspective comes from the MSCI All-Country World Index (ACWI). Over the past decade, U.S. equities have expanded from around 45 to over 60 percent of global market share within the index (graph).

Yet, in contemplating Canada's economic path forward, let's not forget that change is constant. Just three years before the pandemic, some sources proclaimed: "*The American Dream Has Moved to Canada*."<sup>2</sup> This should serve as a reminder that economic direction and perspectives can evolve, emphasizing the enduring value of diversification over time.

<sup>1</sup> <https://www.cbc.ca/news/business/armstrong-economy-us-canada-stimulus-interest-rate-1.7016698#>; <sup>2</sup> <https://macleans.ca/news/canada/the-american-dream-moved-to-canada/>

### % of Global Equity Market Capitalization, Q2 2023



### % Share of World Equities, 2002 - 2023

MSCI ACWI region weights, 1-year moving average



Sources: <https://www.visualcapitalist.com/the-109-trillion-global-stock-market-in-one-chart/>; <https://www.nbinvestments.ca/content/dam/bni/publication/myths-realities.pdf>

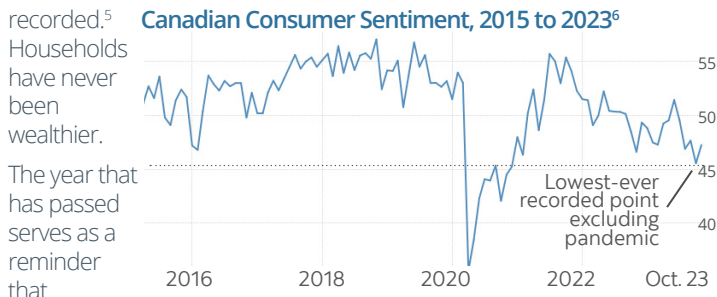
# LOOKING FORWARD: REFLECTING ON A YEAR THAT HAS PASSED

Need some good news? Things may be better than they seem.

Understandably, consumer sentiment has lingered at low levels. We've been through a lot lately. We've persevered through a pandemic, only to face new challenges on the other side, many of which have come about quickly: a substantially higher cost of living, higher interest rates and ongoing global conflict, to name a few.

Yet, according to a recent article in the *The Economist*, our collective feeling does not accurately reflect actual economic data.<sup>1</sup> Since the pandemic, there's been a growing divergence in sentiment and economic performance.

Indeed, the significant strides we've achieved during this economic cycle shouldn't be overlooked. In Q3, U.S. GDP was reported at 4.9 percent — the highest economic growth since 2014, after adjusting for the pandemic.<sup>2</sup> While Canada has been challenged by sluggish growth, we shouldn't forget this was the central banks' intention in raising rates to curb inflation. Over the past two years, economic resilience has surpassed expectations, partly due to low unemployment rates. Canada's fell to its lowest level on record in June/July 2022, at 4.9 percent, and continues to remain at relatively low levels.<sup>3</sup> The latest data shows that Canadian household net worth increased for the third consecutive quarter, by 3.4 percent to reach \$15,704 billion in Q1 2023.<sup>4</sup> In Q2, U.S. households held the highest levels of net worth ever



things can often unfold much differently than predicted. Despite the many challenges, both economies and households have remained comparatively resilient.

This isn't to suggest there aren't challenges ahead. However, reflecting on the positive economic outcomes over 2023, there may be a lesson. Don't lose sight of the economic and wealth-building progress that can be achieved even during seemingly challenging times.

1. <https://www.economist.com/graphic-detail/2023/09/07/the-pandemic-has-broken-a-closely-followed-survey-of-sentiment>; 2. <https://www.investopedia.com/shoppers-boosted-u-s-economic-growth-to-fastest-in-years-8382874>; 3. Since Statistics Canada began formally tracking this data in 1979; 4. <https://www150.statcan.gc.ca/n1/daily-quotidien/230614/dq230614a-eng.htm>; 5. [https://www.federalreserve.gov/releases/z1/dataviz/z1/balance\\_sheet/chart/#units:usd](https://www.federalreserve.gov/releases/z1/dataviz/z1/balance_sheet/chart/#units:usd); 6. Based on IPSOS data sourced from: <https://tradingeconomics.com/canada/consumer-confidence>. Note that a level below 50 suggests net negative views about the economy.

## CPP IN THE SPOTLIGHT

# CPP: FOUR THINGS YOU MAY NOT KNOW

The Canada Pension Plan (CPP) has been in the spotlight as the Alberta government proposes creating its own retirement plan. For the answers to some questions about Alberta's potential divorce from the CPP, see: <https://www.cbc.ca/news/business/cpp-app-pension-questions-1.7011117>. Most of us contribute to the CPP through our employment income, with the expectation that we will receive future CPP benefits, a monthly, taxable payment that will supplement retirement income. Here are four things you may not know:

**1. Over recent years, we have been contributing more.** In 2019, CPP reforms were put in place to address the decline in workplace pension plans and increase future CPP benefits. The first phase began in 2019 and ended in 2023, gradually increasing the contribution rate by one percentage point on earnings between \$3,500 and the maximum pensionable earnings (MPE) limit.

**2. In 2024, higher-income earners will pay even more.** The second phase of reforms begins January 1, 2024. Employees and employers will contribute an additional four percent on earnings between the MPE and a new ceiling. In 2024, the MPE is \$68,500 and the new ceiling will be \$73,200 in 2024 and \$78,000 in 2025.<sup>2</sup>

**3. Future benefits will increase, but it will take time.** Under the old rules, those retiring at age 65 in 2023 could receive a maximum annual CPP benefit of \$15,460. With the new rules, this increases to \$23,489 or by over 50 percent, in 2023 dollars.<sup>1</sup> This also doesn't account for the 0.7 percent per month enhancement for those who wait to start benefits after age 65, which would further increase the benefit. Very few retirees wait, despite studies showing that deferring to age 70 may be a wise decision if you live to average life expectancy. However, it will take time before the full impact is realized since benefits are generally based on an average of the best 40 years of earnings.

**4. CPP survivor benefits are often misunderstood.** Many may not realize that CPP survivor benefits may be minimal or non-existent, which can leave a retirement income/cash flow shortfall for a surviving spouse. Consider a situation in which both spouses collect maximum CPP and OAS benefits, collectively providing over \$48,000 in annual retirement, based on monthly CPP of \$1,307.57 (2023) and OAS of \$707.68 (Q4 2023). If one spouse passes away, annual benefits of \$24,000 will be lost. This is because the most that can be paid to a survivor eligible for both CPP benefits is the maximum of the two. There is no additional OAS survivor benefit. The CPP provides a one-time "death benefit" payment of \$2,500; however, this is hardly sufficient to complement the potential lost income.

1. CPP outcomes mirror QPP: [https://www.rrq.gouv.qc.ca/en/programmes/regime\\_rentes/Pages/regime-supplementaire.aspx](https://www.rrq.gouv.qc.ca/en/programmes/regime_rentes/Pages/regime-supplementaire.aspx); 2. The 2025 figures are based on the current 2024 MPE.

### TFSA: Don't Overlook the Opportunity

With the 2024 TFSA annual dollar limit rising to \$7,000, the total eligible lifetime contribution amount is now \$95,000. After a bumpy year for Canadian markets, current valuations and yields may offer opportunities worth considering. Have you fully contributed?

#### Consider the TFSA Growth Potential...

Based on an annual rate of return of 6%...	Starting today? Contribute \$7,000 per year starting in 2024...	Assuming full TFSA contributions since 2009 and \$7,000 in future years*
	In 20 years.....	\$272,949.....\$729,703
	In 30 years.....	\$586,612.....\$1,404,588
	In 40 years.....	\$1,148,334.....\$2,613,204

\*At a 6% compounded annual rate of return since TFSA inception in 2009.

# REMINDERS TO START A NEW YEAR: THE INVESTING ROAD IS A LONG ONE

As we look forward to another year, after the financial market volatility we experienced in 2023, it may take discipline to stay focused on our objectives, but here are three perspectives:

**1. Volatility plays a normal role in the markets.** Stock market declines are a regular occurrence and should be expected. A look at the S&P/TSX Composite Index since 1971 shows just how common it is for large declines to occur within the year (chart below). Yet despite the fluctuations, over this period the market advanced by 1,960 percent!<sup>1</sup>

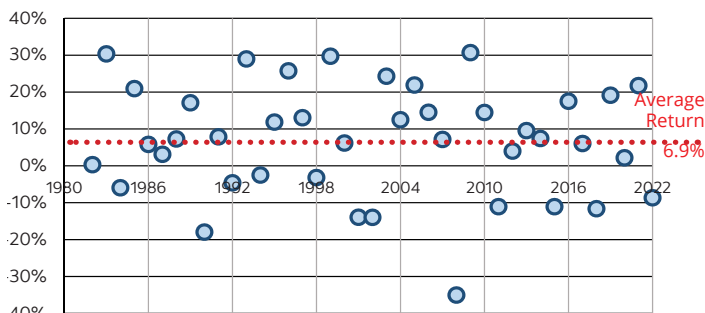
## S&P/TSX Composite Index Drawdowns By Year, 1971 to 2023

Years with a drawdown of...	# of Years	% of Years	Average Return
...5% or worse	51 of 52	98%	10%
...10% or worse	32 of 52	62%	4%
...15% or worse	24 of 52	46%	1%
...20% or worse	15 of 52	29%	-2%
...30% or worse	7 of 52	14%	-8%

<https://www.nbinvestments.ca/content/dam/bni/publication/myths-realities.pdf>

**2. Annual returns are almost never “average.”** While we often talk of average returns for indices like the S&P/TSX Composite, annual returns often vary from the average. The chart below shows the wide dispersion of annual returns of the S&P/TSX Composite Index since 1981: 83 percent of the time, annual returns did not fall within +/-2 percentage points of the long-term average return of 6.9 percent (red line). Almost 30 percent of the time, annual returns were negative. Investors should expect a wide range of outcomes over shorter time periods, including negative returns. This is a normal part of the investing cycle.

## S&P/TSX Composite Annual Returns, 1981 to 2022



Source data from [https://www.1stock1.com/1stock1\\_766.htm](https://www.1stock1.com/1stock1_766.htm)



## S&P 500 Bear Markets Over the Past 50 Years

Peak	Trough	% Decline	Peak-to-Trough Months	Months from Trough to Former Peak*
1/11/73	10/3/74	-48.2%	21	46
11/28/80	8/12/82	-27.1%	20	3
8/25/87	12/4/87	-33.5%	3	17
3/24/00	10/9/02	-49.1%	31	48
10/9/07	3/9/09	-56.8%	17	37
2/19/20	3/23/20	-33.9%	1	6
1/3/22	10/12/22	-25.4%	9	?
<b>Average</b>		<b>-39.1%</b>	<b>14.6</b>	<b>26.2</b>

Based on data from: <https://awealthofcommonsense.com/2022/06/how-long-does-it-take-for-stocks-to-bottom-in-a-bear-market/>

\*The source uses S&P 500 Index Total Return data and indicates the time taken from the “Trough” to reach the former peak level again.

**3. Investing often requires patience.** After the 2020 bear market — the shortest in history at a mere 33 days during the pandemic — we may have been conditioned to believe that the markets should quickly rebound. However, history shows that recovering from a bear market can take time. Over the past 50 years, the average time it took for the S&P 500 Index Total Return (with dividends reinvested) to exceed its previous peak after a bear market was about 40 months, or almost 3.5 years.

Yet, bear markets are a normal part of the investing process and, for many investors, they may be opportune times to build portfolios for the future. After all, the pendulum eventually swings back. History reminds us that the markets have always recovered from their bear market corrections to reach new highs.

**Keep Perspective.** During uncertain times, it may be unsettling to see portfolio values fluctuate; however, it’s important to keep perspective. The investing road is a long one, and these periods smooth out over time. Longer-term investing requires the understanding that financial markets will fluctuate over the short term and the patience to see them through. Continue looking forward.

1. S&P/TSX Composite Index, 12/31/1970: 947.54; 09/29/2023: 19,541.30.

The information contained herein has been provided for information purposes only. Graphs, charts and other numbers are used for illustrative purposes only and do not reflect future values or future performance of any investment. The information has been provided by J. Hirasawa & Associates and is drawn from sources believed to be reliable. The information does not provide financial, legal, tax or investment advice. Particular investment, tax, or trading strategies should be evaluated relative to each individual’s objectives and risk tolerance. This does not constitute a recommendation or solicitation to buy or sell securities of any kind. Market conditions may change which may impact the information contained in this document. Wellington-Altus Private Wealth Inc. (WAPW) and the authors do not guarantee the accuracy or completeness of the information contained herein, nor does WAPW, nor the authors, assume any liability for any loss that may result from the reliance by any person upon any such information or opinions. Before acting on any of the above, please contact me for individual financial advice based on your personal circumstances. WAPW is a member of the Canadian Investor Protection Fund and the Investment Industry Regulatory Organization of Canada.

© 2024, Wellington-Altus Private Wealth Inc. ALL RIGHTS RESERVED. NO USE OR REPRODUCTION WITHOUT PERMISSION.

[www.wellington-altus.ca](http://www.wellington-altus.ca)

If you no longer wish to receive commercial electronic messages from Wellington-Altus Private Wealth Inc., please send an email to [unsubscribe@wellington-altus.ca](mailto:unsubscribe@wellington-altus.ca)