



Keith Dyck, CFP®, B. Admin
Senior Wealth Advisor
587.747.6627
keith.dyck@wellington-altus.ca

Trent Danielson, CFP®, CIM®
Senior Wealth Advisor
587.747.6628
trent.danielson@wellington-altus.ca

Skylar Reder-Dubuc
Associate Investment Advisor
587.747.6626
skylar.reder-dubuc@wellington-altus.ca

Rachel Pearson
Administrative Associate
403.297.9446
rachel.pearson@wellington-altus.ca

250 5th St. SW, Suite 2300
Calgary, AB T2P 0R4

<https://advisor.wellington-altus.ca/evolved-wealth-advisors/>

EVOLVED
WEALTH ADVISORS



WELLINGTON-ALTUS
PRIVATE WEALTH

The End of an Era—and to New Beginnings

It is the end of an era: after 60 years at the helm, one of the world's most closely watched investors has stepped down as CEO.

Very few people stay in one role for six decades. For context, the median tenure with a single employer dropped to 3.9 years in the U.S., while the average working life spans roughly 37 years.¹ This puts into perspective the remarkable length of Warren Buffett's leadership of Berkshire Hathaway—nearly twice the span of a typical career.

Even if you don't subscribe to Buffett's investing philosophy, the scale of his accomplishments is clear. After taking control in 1965, he transformed Berkshire from a struggling textile mill into a multinational conglomerate holding company, growing its share price from about \$19 to roughly \$745,000—a cumulative gain of nearly 4,000,000 percent! In 2024, Berkshire became the first U.S. non-tech company to surpass a trillion-dollar market capitalization.

Now 95, Buffett shared in November that he was "going quiet"² and will no longer write the annual letter or speak at Berkshire's annual meeting. In his farewell, he offered reflections on both business and life.³ As we begin a new year, several insights may serve as practical reminders for our own wealth management:

Succession planning takes time. Greg Abel, named as Buffett's successor in 2021, has been groomed for many years, spending nearly three decades at Berkshire and rising to Vice Chairman in 2018. Even after the transition, Buffett plans to "keep a significant amount" of his shares until shareholders gain confidence in Abel's leadership.

Estate planning is fluid. Buffett has revised his estate plan many times over the years. His "unexpected longevity has unavoidable consequences" as his three children are now beyond retirement age (72, 70 and 67). He now aims to accelerate lifetime gifts to their foundations so they can fulfill his goal of distributing his entire estate while they're alive.

Markets go up and down. While market returns have been strong in recent years, Buffett reminds us that markets—and economies—will also see difficult times: "Our stock price will move capriciously, occasionally falling 50 percent or so as has happened three times...under present management. Don't despair; America will come back, and so will Berkshire shares."

Our time is limited. "Father Time...is undefeated; for him, everyone ends up on his score card as wins," Buffett notes. His advice? "Decide what you would like your obituary to say and live the life to deserve it."

Buffett has long emphasized that money is a tool, not a purpose: "Greatness does not come about through accumulating great amounts of money, great amounts of publicity or great power in government." Despite his accomplishments, Buffett distills success into something far simpler: "When you help someone in any of thousands of ways, you help the world. Kindness is costless but also priceless."

Indeed, Buffett's humility appears to have deepened with age. He acknowledges the role of luck in his successes—and the successes of many others—and admits he's fallen short of his own ideals many times before: "I have been thoughtless countless times and made many mistakes but became very lucky in learning from some wonderful friends how to behave better." His reminder: "The cleaning lady is as much a human being as the Chairman."

And now, as he retires while still retaining the Chairman role, Buffett signs off with a message well-suited for a new year: "Choose your heroes very carefully and then emulate them. You'll never be perfect, but you can always be better."

As we turn the page to 2026, here's to a new year that inspires reflection, growth and purpose—and, as in Buffett's case, new beginnings. Happy New Year!

1. <https://www.bls.gov/news.release/pdf/tenure.pdf>
2. "Sort of": he will pen an annual Thanksgiving message.
3. <https://www.berkshirehathaway.com/news/nov1025.pdf>

In This Issue

For 2026: Make Estate Planning a Priority	2
Equity Market Perspectives: Growth Is Expected to Continue	2
The RRSP: Why Are We Falling Short? Debunking Two Myths	3
In Brief: What Is the "K-Shaped" Economy?	3
Reminders for a New Year: Risk Tolerance Shouldn't Change With Markets	4

FINANCIAL RESOLUTION TIME

For 2026: Make Estate Planning a Priority

Happy 2026! If improving your financial well-being is on your list of New Year's resolutions, a great place to start is with your estate plan. A comprehensive plan ensures your assets are distributed according to your wishes, while helping to maximize the legacy you leave behind.

If you already have an estate plan in place, here are five questions to ask that may prompt a review:

1. Does my plan promote efficient administration and limit unnecessary expenses?
2. Will my plan minimize family effort—or even potential conflict?
3. Are my assets protected from potential liabilities, such as former spouses or creditors?
4. Do I have safeguards in place to allow my family to make financial and healthcare decisions if I am unable?
5. Can my family maintain their current lifestyle if I am no longer able to contribute?

Minimizing Taxes & Fees

A key goal of many estate plans is to reduce taxes and other fees. For Canadian income tax purposes, most assets—including real property and shares—are deemed to be disposed of immediately prior to death and may be subject to tax, except where certain exceptions, such as spousal rollovers, apply. Some provinces also charge probate fees, which can vary significantly. Additionally, Canadians holding U.S. situs assets, such as shares of U.S. corporations or U.S. real estate, may need to plan for potential U.S. estate tax.

While taxes and fees can create a substantial obligation for many

estates, careful planning can help reduce or defer them. This may be as simple as arranging bequests differently, using life insurance to help cover tax liabilities or, for business owners, leveraging tools such as an estate freeze or the Lifetime Capital Gains Exemption to ease succession planning.



It's More Than Just Finances

A comprehensive estate plan goes beyond maximizing the estate value passed to beneficiaries. It can also ensure fairness among heirs or protect those who may need guidance in managing assets. Trusts, for example, can help preserve assets for beneficiaries who cannot manage them independently or prevent access by creditors. By planning ahead, you can create a lasting foundation that reflects your values and helps your legacy endure across generations.

Why Not Make Estate Planning a Priority in 2026?

Like many things in life, estate planning can easily fall down the priority list. For some, the subject feels unsettling, perhaps a reminder of our own mortality. For others, it simply gets lost in the bustle of daily life. Yet establishing a basic plan, and keeping it updated as circumstances change, is one of the greatest gifts you can give to your loved ones.

Being familiar with the many aspects of your financial situation, we can provide guidance, counsel or recommendations for experts in the field to assist with your estate plan.

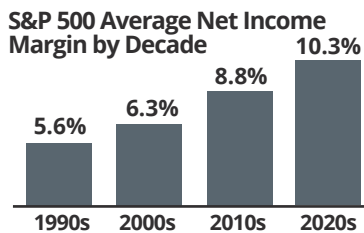
LOOKING BELOW THE SURFACE

Equity Market Perspectives: Growth Is Expected to Continue

After equity markets continued to reach new highs in 2025, there have been renewed concerns about elevated valuations. Are stock prices outpacing underlying fundamentals, or is there still room to run?

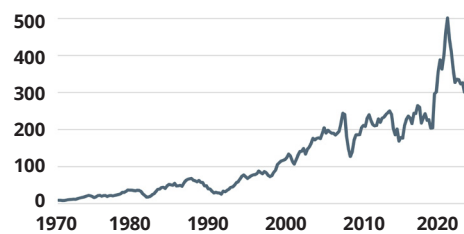
Many factors influence market performance—government policies, geopolitical events, economic growth, inflation, interest rates and even the headlines. Yet over the long run, one of the most powerful drivers is corporate earnings.

The earnings story, so far, has been strong. U.S. corporate margins have expanded, with the average S&P 500 net income margin climbing above 10 percent this decade, roughly double the level of the 1990s. Canadian corporate profits have followed a similar trajectory, though fluctuations in commodity prices,



Source: <https://awealthofcommonsense.com/2025/09/why-is-the-stock-market-up-so-much-in-the-2020s/>

Canada Corporate Profits, 1970 to Q2 2025



Source: StatsCan T:36-10-0125-01, Aggregate corporation profits before taxes, x 1,000,000,000.

including a pronounced peak in 2022, have added more volatility to overall profits (graph, bottom left).

Looking ahead, several factors suggest that this growth can continue.

Companies are benefiting from technological innovation, productivity gains and resilient consumer demand, all of which support sustained earnings growth. Of course, history reminds us that earnings growth alone doesn't guarantee high market returns. In the 1970s, despite solid earnings growth of 9.9 percent, high inflation and the global energy shocks kept equity markets subdued. Indeed, growth in markets, economies—and even human progress—is rarely linear.

Even so, the current strength in earnings should not be overlooked. Robust corporate profits have been, and remain, a key driver of market strength. As we look ahead to 2026, here's to continued earnings growth to provide the fuel for markets to keep advancing.

S&P 500: Key Drivers of Stock Market Performance

Decade	Dividends	Earnings Growth	P/E Change	Annual Returns
1970s	3.5%	9.9%	-7.5%	5.9%
1980s	5.2%	4.4%	7.7%	17.3%
1990s	3.2%	7.4%	7.2%	17.8%
2000s	1.2%	0.8%	-3.2%	-1.2%
2010s	2.0%	10.6%	1.0%	13.6%
2020s	1.5%	9.0%	3.9%	14.4%

Legendary investor John Bogle once suggested the key drivers of equity returns are dividend yield, earnings growth and speculative return or changes in valuations (the price/earnings (P/E) change). Source: "Don't Count on It," J. Bogle; <https://awealthofcommonsense.com/2025/10/animal-spirits-why-retail-is-outperforming/>

RRSP SEASON IS HERE AGAIN

The RRSP: Why Are We Falling Short? Debunking Two Myths

While many of us are unhappy about the high taxes we pay, one way to ease the burden is by fully using tax-advantaged accounts. Yet RRSP participation rates have declined over the past two decades, from 29.1 percent of taxpayers in 2000 to just 21.7 percent in 2022. The good news: high-income earners are more likely to contribute: 66 percent of taxpayers earning between \$200,000 and \$500,000 contributed in 2023. But younger Canadians are falling short. The introduction of the Tax-Free Savings Account (TFSA) in 2009 may be part of the reason, but persistent misconceptions about the RRSP also play a role. Let's address two common myths:

Myth 1: It's better to invest in a TFSA than an RRSP. In fact, the RRSP generally yields a greater benefit if you expect a lower tax rate in retirement. In practice, many contribute to their RRSP during higher-income working years and withdraw when income is lower in retirement, leading to an advantage for the RRSP. Of course, there may be situations when the TFSA is a better choice, such as if you have a higher tax rate at withdrawal or face recovery tax for income-tested benefits like Old Age Security.

Myth 2: RRSPs aren't worth it because withdrawals are fully taxed, whereas in non-registered accounts, only income and gains are taxed. A common complaint is that RRSP withdrawals are fully taxed at marginal rates, whereas non-registered accounts only tax income and gains (with favourable tax treatment for dividends and capital gains). While it's true that RRSP withdrawals (usually from a Registered Retirement Income Fund (RRIF)) are taxed as income, what's often forgotten is the initial tax deduction at contribution. Remember: a \$30,000 RRSP contribution is equivalent to an after-tax contribution of \$18,000 at a marginal tax rate of 40 percent. If your tax rate is the same at the time of contribution and withdrawal, you effectively receive a tax-free rate of return on your net after-tax RRSP contribution (chart). In many

cases, even if your tax rate is higher at the time of withdrawal, you may be better off compared to a non-registered account due to the effect of tax-free compounding over long time periods.

	RRSP	TFSA	Non-Registered
Pre-tax income contribution	\$30,000	\$30,000	\$30,000
Tax on income @40%*	—	(\$12,000)	(\$12,000)
After-tax contribution	\$30,000	\$18,000	\$18,000
Growth, 30 Yrs. @5% annual return	\$129,658	\$77,795	\$77,795
Tax on liquidation @40%**	(\$51,863)	—	(\$11,959)
Net after-tax proceeds	\$77,795	\$77,795	\$65,836
Gain vs. non-registered account	18.2%	18.2%	—

*For the RRSP, assumes tax deduction of 40% is claimed to net taxes to zero. **Assumes a 5% annual rate of return comprised 100% of deferred capital gains. No interest, no dividends. Capital gains in non-registered account taxed at a 1/2 inclusion rate or 50%.

While the fair market value of the RRSP/RRIF at death is generally included in the terminal tax return and taxed at marginal rates, there may be ways to mitigate the potential tax liability. This includes a tax-deferred rollover to a spouse or financially dependent (grand) child. Another way to manage the potential tax bill is to engage in a "meltdown strategy," making withdrawals earlier when your tax rate is lower than you expect in the future or at the year of death.

2026 Reminders for Tax-Advantaged Accounts

RRSP Deadline — The deadline for RRSP contributions for the 2025 tax year is Monday, March 2, 2026, limited to 18 percent of the previous year's earned income, to \$32,490 (for 2025).*

2026 TFSA Dollar Limit: \$7,000, making the eligible lifetime contribution room \$109,000.

*Plus any previous years' unused contribution room carried forward, less any pension adjustments.

MACROECONOMIC PERSPECTIVES

In Brief: What Is the "K-Shaped" Economy?

The eleventh letter of the alphabet has taken on new meaning. The letter "K" is now used to describe the bifurcation in today's economy. Different consumer segments and the businesses that serve them are growing at different rates. Indeed, there's a divergence: The upward-slanting arm of the "K" represents higher-income households with strong consumer spending, fuelled by healthy income growth and rising wealth. In contrast, the downward-slanting arm represents low- and middle-income households facing rising living costs, stagnant wages and higher debt burdens.

Since consumer spending drives more than two-thirds of total U.S. GDP, this divide carries implications. Higher-income households are now responsible for a disproportionate share of economic activity. In Q2 2025, the top 10 percent of income earners accounted for nearly half of all U.S. consumer spending. This imbalance underscores how economic resilience has become concentrated among wealthier consumers—those benefiting most from asset price appreciation. As a result, the softer labour-market figures observed in 2025 that largely impacted lower-income households attracted less attention as they didn't materially affect overall consumption.

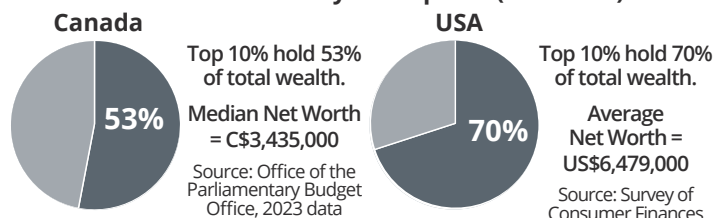
Where are economies and markets headed in 2026? In 2025, artificial intelligence (AI) was a key driver of market enthusiasm. If AI capital investments deliver productivity gains, markets may look past ongoing labour-market weakness, effectively shrugging

off the lower part of the K—although expectations may already be partly reflected in valuations. At the same time, monetary stimulus from interest rate cuts in Canada and the U.S., tariff renegotiations and potential U.S. tax refunds could strengthen labour markets and support more exposed sectors. Yet some argue the same stimulus has exacerbated wealth inequality.



As advisors, we continue to navigate the evolving landscape. The "K-shaped" economy reinforces the value of time-tested principles—diversification, a focus on quality and ongoing risk management—as key to successful long-term wealth management in an increasingly uneven economic environment.

Share of Total Wealth Held By the Top 10% (2023 Data)



Reminders for a New Year: Risk Tolerance Shouldn't Change With Markets

One of the questions we've had from clients during the prolonged bull market is: **How often should I change my risk tolerance?**

The answer: **Not often.**

Risk tolerance is the personal comfort level that an investor has with financial risk in the markets. In the most basic sense, it is your ability to stomach swings in the markets in exchange for potentially higher future returns. Risk tolerance doesn't tend to change dramatically over time. Consider the answer to this question: How would you respond to a 15 percent drop in your investments? Most people's reactions and levels of comfort in this situation would likely not vary over time.

Risks Are Inherent When Investing in the Markets

Investing is never without risk, and market ups and downs are a natural part of the investing journey. While risks in investing can never be eliminated, they can be managed. This is one of our main roles as advisors—to act as risk managers. As risk managers, we have significant concern and care for preserving your capital and growing it over the longer term. We put this into practice when we construct and manage portfolios, positioning them so they are resilient in any one particular outcome, but also have the chance to do well across the many potential paths the markets can take.

During buoyant market periods, such as the recent extended bull market run, the need for risk management may not be overly apparent. It may have been easy to get caught up in the prevailing momentum. Yet, risk management does not focus on achieving the highest possible rates of return—it is about preserving hard-earned capital to support investors in achieving the returns needed to accomplish their goals. Often, it's only when prices head downward that the value of risk management becomes more obvious.

This means following various guidelines that have been established to control risk. We do this in various ways, such as maintaining a strategic asset allocation, rebalancing portfolios back to target allocations when they drift too far, limiting the size of any particular holding, diversifying exposure across sectors and geographies, and paying particular attention to an investor's personal risk tolerance levels.

When Does Risk Tolerance Change?

With time and evolving circumstances, however, your capacity to take on financial risk may change. This is your ability to withstand a financial shock, and it may have an impact on your risk tolerance. Here are events that may impact risk capacity:

- **A major life event, such as marriage or birth.** Marriage or the birth of a child may lower your capacity for risk as you account for large expenses, such as a new home or a child's education. Often, spouses can differ in their risk tolerance



levels. Some studies have shown that men tend to have a higher risk tolerance than women, so common ground may need to be reached when managing finances.¹

- **A health crisis.** Unexpected medical bills or changes in your ability to generate income may impact your timeline and ability to achieve your financial goals.
- **Changes to net worth or income.** Your level of wealth may impact your capacity for risk. For instance, the greater your excess income, the easier it may be to weather a downturn without it affecting your lifestyle.

One Reason To Adjust Risk Tolerance: Age

As you age, changes to risk tolerance levels can be expected. You may become more risk averse if you do not have the same sources of income and need to preserve wealth within retirement. With a shorter time horizon, recovering from market volatility may be more challenging, which may prompt you to lower your risk tolerance level.

One Reason Not To Adjust: Fluctuations in the Markets

Your risk tolerance should not fluctuate based on market conditions. Changing your risk tolerance in response to market performance can be seen as similar to attempting to time the markets by buying and selling shares. It may be tempting to lower your risk after you have incurred a loss, just as you might want to raise your tolerance during periods of continuous market advances. But the performance of the markets, and the emotions of fear or greed, should not be a cause to reevaluate your tolerance for risk.

Please Get in Touch

If you have any questions about this, or any other investing matters, please call.

1. <https://www.advisor.ca/practice/planning-and-advice/how-gender-and-risk-tolerance-affect-advice/>

The information contained herein has been provided for information purposes only. Graphs, charts and other numbers are used for illustrative purposes only and do not reflect future values or future performance of any investment. The information has been provided by J. Hirasawa & Associates and is drawn from sources believed to be reliable. The information does not provide financial, legal, tax or investment advice. Particular investment, tax, or trading strategies should be evaluated relative to each individual's objectives and risk tolerance. This does not constitute a recommendation or solicitation to buy or sell securities of any kind. Market conditions may change which may impact the information contained in this document. Wellington-Altus Private Wealth Inc. (WAPW) and the authors do not guarantee the accuracy or completeness of the information contained herein, nor does WAPW, nor the authors, assume any liability for any loss that may result from the reliance by any person upon any such information or opinions. Before acting on any of the above, please contact me for individual financial advice based on your personal circumstances. All insurance products and services are offered by life licensed advisors of Wellington-Altus Insurance Inc. or other insurance agencies separate from Wellington-Altus Private Wealth.

© 2026, Wellington-Altus Private Wealth Inc. ALL RIGHTS RESERVED. NO USE OR REPRODUCTION WITHOUT PERMISSION. www.wellington-altus.ca

If you no longer wish to receive commercial electronic messages from Wellington-Altus Private Wealth Inc., please send an email to unsubscribe@wellington-altus.ca