



Susyn Wagner

CIM®, CFP®, FCSI®, EPC
Senior Wealth Advisor
Senior Portfolio Manager
587.747.6625
susyn.wagner@wellington-altus.ca

Karen Routledge

CIM®, CFP®, RRC
Portfolio Manager
Senior Wealth Advisor
587.747.6624
karen.routledge@wellington-altus.ca

250 5th Street SW, Suite 2200
Centennial Place, West Tower
Calgary, AB T2P 0R4

Toll Free: 833.251.2936
Fax: 587.747.6630

<https://advisor.wellington-altus.ca/wagner/>



Stepping Back: The 30,000-Foot Market View

One of the recurring challenges in writing our quarterly commentary is that by the time it reaches publication, parts already feel dated. This feels especially pronounced today as the pace of change appears to be accelerating.

After the S&P 500 declined by roughly 10 percent by the end of March, it took just 11 trading sessions to fully recover — among the fastest recoveries on record. As one market observer noted, *“for situation monitors, the whiplash is a thing to behold...for everyone else, they may not have even noticed.”* More notable was the speed at which the narrative reversed. By late March, many big-tech valuations appeared more fairly valued; by late April, they again appeared stretched.

The increasing frequency of such rapid shifts raises a broader question: Does this reflect a changing market regime?

Part of the explanation may lie in how the investing landscape itself has evolved over recent decades. Information is now disseminated globally in seconds. Combined with trading automation and declining transaction costs, this has contributed to a significant increase in market activity. In the late 1980s, the New York Stock Exchange averaged around 500 million shares traded daily; by 2020, this figure had doubled to over one billion.¹

Participation has also become democratized. Building a diversified portfolio once required meaningful capital. Today, internet access and low-cost, diversified products have lowered barriers to entry. In 1990, equity and investment fund units represented just six percent of Canadian household assets. In 2025, they accounted for over 25 percent.² This has also influenced investor behaviour. The average holding period for a stock, once spanning years, is now measured in months.

At the same time, market structure has shifted. What many may not realize is that the public company universe has contracted. U.S.-listed companies have halved from about 8,000 in 1997 to 4,000 today.³ Yet global market capitalization has expanded from about \$50 trillion in 2011 to over \$140

trillion today, with the rise of dominant U.S. and Asian corporates.⁴ Despite the shrinking public company universe, the range of investment products has expanded significantly. ETFs and derivatives now allow far more robust portfolio construction. Private equity and other alternatives, once largely reserved for institutions and ultra-high-net-worth investors, are more broadly accessible.

Meanwhile, even as total market values have risen, capital sitting on the sidelines has grown. U.S. money market funds have doubled to \$8.2 trillion from their \$4 trillion pandemic levels.⁵

Taken together, these shifts raise important questions: how should markets behave in an environment defined by faster information flow, lower barriers to entry, broader investor participation, yet fewer public companies and deeper sidelined liquidity? Do these changes imply a permanent shift in market behaviour? Are today's valuations a reflection of these forces in action? It is plausible that markets have entered a period where sharper but shorter bursts of volatility and rapid narrative reversals become more common. Perhaps the anatomy of future bull and bear markets will also differ from those of the past.

At the same time, it's important not to lose sight of the broader context. If you invested \$100,000 in the S&P/TSX Composite Index 30 years ago, it would have grown to over \$1.4M today.* Markets may evolve and narratives may shift, but long-term wealth creation has remained remarkably consistent. Indeed, it may be the golden age of investing, where more investors participate in one of the greatest wealth-creation periods in financial history.

A personal note: Just as we've stepped back from the headlines for this commentary, we hope you, too, will find time to step away this summer. We remain here taking care of things on your behalf and are available should you require assistance. Enjoy the sun!

*With reinvested dividends.

1. www.visualcapitalist.com/the-decline-of-long-term-investing/

2. https://www.nbc.ca/content/dam/bnc/taux-analyses/analyse-eco/mkt-view/market_view_250313.pdf

3. <https://data.worldbank.org/indicator/CM.MKT.LDOM.NO?locations=US>

4. https://en.wikipedia.org/wiki/Market_capitalization

In This Issue

What Jevons Paradox Tells Us About the World Around Us	2
The Difference 30 Years Makes: How the Investing Landscape Has Changed	2
Helping (Grand) Kids Buy a Home: Five Ways to Structure Support	3
A Case Study: Why Help a (Grand)Child File a Tax Return?	3
What Happens When a Child Becomes an Adult?	4

THE INTERSECTION OF OIL & ARTIFICIAL INTELLIGENCE

What Jevons Paradox Tells Us About the World Around Us

Jevons Effect (Jevons Paradox, "Jee-vons"):
An economic theory suggesting that efficiency gains can increase, rather than reduce, total consumption.

In 1865, British economist William Jevons observed a seeming paradox with the rise of the steam engine and its effect on coal consumption. As coal use became more efficient, he expected total coal consumption to decline. Instead, it surged. This observation remains relevant to the world around us.

Will the Middle East Conflict Reshape Global Energy Strategy?

In the spring, the Strait of Hormuz exposed the risks of routing roughly 20 percent of global supply through a single chokepoint. The resulting disruptions not only drove fossil fuel prices sharply higher but reinforced a broader reality: energy security is inseparable from national security. This has raised the question of whether it will accelerate a structural shift in global energy strategy.

Indeed, recent developments have prompted many nations to revisit their energy policies, including renewed interest in alternative sources aimed at reducing dependence on imported fossil fuels. However, expectations of a rapid decline in fossil fuel use may be overly optimistic. Even as efficiency improves, total oil demand has proven resilient — an outcome consistent with the Jevons effect. Today, while energy use per unit of GDP has declined over two decades, total energy consumption has not. Global oil consumption now exceeds 100 million barrels per day, up from around 60 million just half a century ago. In the U.S., per capita energy use has only declined at around half the pace of efficiency gains.¹

What Jevons May Explain About Artificial Intelligence (AI)

This same effect may also apply to the evolving technological

landscape. Given the rapid advancement of AI, there has been significant debate over whether it will replace labour. However, some economists argue that a Jevons-style dynamic is more likely: as the cost of AI-powered cognition falls, the total market for human intelligence may expand.² For example, as AI makes professional services, such as legal work, accounting, consulting and financial analysis, cheaper and more efficient, overall demand could increase. Some studies already show that AI-exposed industries continue to see job and wage growth, suggesting that productivity gains may be complementing workers rather than replacing them. At the same time, certain entry-level roles, particularly for recent graduates, appear to be under pressure.



Of course, technological inflection points have always reshaped labour markets, with some jobs being displaced. Yet history also reminds us that new jobs are created and others augmented. For instance, when ATMs were introduced, many predicted the end of bank tellers. While teller roles initially declined per branch, ATMs reduced operating costs and enabled banks to open more branches. Similarly, in healthcare, advances in medical imaging raised concerns about radiologists becoming obsolete. Instead, imaging demand increased substantially due to lower costs and an aging population, and radiologists continue to be essential for interpreting and integrating results.

1. <https://www.eia.gov/todayinenergy/detail.php?id=48976>

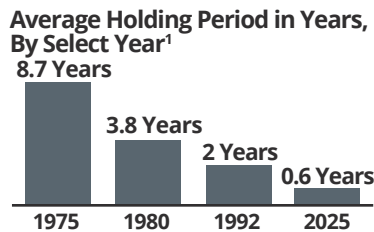
2. <https://www.apollo.com/wealth/the-daily-spark/the-jevons-employment-effect-from-ai>

CHANGE IS IMMINENT: FOUR GRAPHICS

The Difference 30 Years Makes: How the Investing Landscape Has Changed

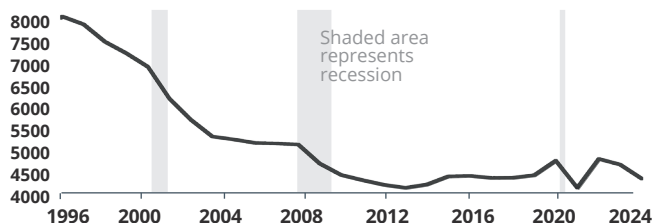
As the front-page story highlighted, the investing landscape has changed dramatically over recent decades. Here are four ways:

1. Holding periods have become shorter — The average holding period of shares has fallen from roughly 8 years in the 1970s to just 7 months today. Automated exchanges have led to the rise of high-frequency trading using computer algorithms to analyze and execute trades. Retail investors have also become more active due to online trading platforms.

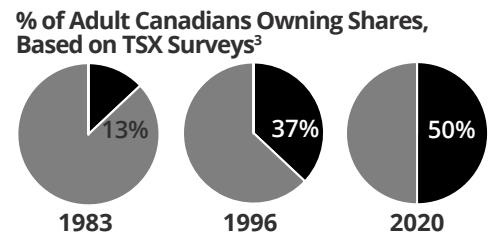


2. Public markets have shrunk — The number of publicly listed companies has declined by roughly 50 percent since the mid-1990s, largely in favour of private markets.²

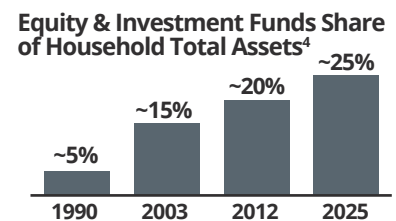
Number of U.S. Publicly-Traded Companies, 1996 to Today



3. Equity market participation has grown — Lower barriers to entry have democratized participation. Canada has the second-highest equity market participation globally, at roughly 50 percent of households. The U.S. leads at 55 percent, with Australia ranking third at 37 percent.³



4. Equities account for a greater share of wealth — Alongside rising equity participation, Canadian household wealth has reached new highs. As the saying goes, "a rising tide lifts all boats."⁴



1. Based on TOTMKUS Index; holding period = 1/turnover ratio; <https://www.cibc.com/content/dam/cibc-public-assets/asset-management/pdfs/short-term-orientation-of-equity-market-en.pdf#>

2. <https://data.worldbank.org/indicator/CM.MKT.LDOM.NO?locations=US>; <https://www.apolloacademy.com/public-equity-markets-have-changed-why-do-portfolios-still-look-the-same/>

3. www.visualcapitalist.com/ranked-top-countries-by-stock-market-ownership/; <https://www.cbc.ca/news/business/survey-says-almost-half-of-canadian-adults-own-stocks-1.208778>

4. https://www.nbc.ca/content/dam/bnc/taux-analyses/analyse-eco/mkt-view/market-view_250313.pdf

HOUSING SEASON IS BACK IN FULL SWING

Helping (Grand)Kids Buy a Home: Five Ways to Structure Support

In 2025, 41 percent of first-time homebuyers received down-payment gifts averaging \$74,570, highlighting the significant role family members play in helping the next generation enter the housing market.¹ For many high-net-worth families, there is value in seeing wealth put to use during one's lifetime. However, support can take many forms, each carrying different tax and family law implications. When there are multiple children, it may also be important to consider how financial assistance to one child may affect fairness among siblings, and revisit an estate plan accordingly.

Here are five ways to structure support and related considerations:

Provide a Gift — When providing a financial gift to a child, you relinquish ownership and control of those funds. As a result, there's a risk that funds won't be used for a home purchase, or could become subject to division in the event of a future relationship breakdown, depending on how the purchase is structured. While Canada does not impose a gift tax (unlike the U.S.), liquidating investments to fund a gift may trigger taxable capital gains or other taxable income.

Leverage Tax-Advantaged Accounts — Rather than providing a large lump sum gift, consider planning ahead through smaller contributions over time to help a child maximize tax-advantaged accounts. Both the First Home Savings Account (FHSA) and Registered Retirement Savings Plan (RRSP) provide tax advantages through tax-deductible contributions. The FHSA is particularly compelling because investment growth is tax-free and qualifying withdrawals to purchase a first home are also tax-free. Under the RRSP Home Buyers' Plan (HBP), withdrawals of up to \$60,000 can be made tax-free (subject to repayment) for the purchase of a first home. Beyond the significant tax advantages, these accounts can help reinforce the value of saving and longer-term investing.

Loan Funds — Instead of an outright gift, funds may be advanced as a loan, with or without interest. A formal loan agreement should clearly set out repayment terms to avoid future misunderstandings. Proper documentation may help preserve the characterization of funds as a loan in the event of a relationship breakdown.* If desired, the loan can later be forgiven.



Co-Sign the Mortgage — This may help children qualify for a larger mortgage, secure more favourable borrowing terms or enter the market when they might not otherwise qualify. However, a co-signer is legally responsible for the debt if the borrower defaults. The arrangement can also affect the co-signer's credit rating and borrowing capacity. In addition, trust reporting requirements may apply where the co-signer is required to be registered on title.

Co-Own a Property — While co-owning a property may help protect your interest in the event of a relationship breakdown, if you already own another property, the share of any future appreciation may be subject to capital gains tax upon sale or disposition.

Supporting a child's home purchase is a significant and generous act. Since each form of support carries different financial, tax and family law implications, thoughtful planning can help ensure the outcome aligns with your intentions. For a deeper discussion, please call.

*The effectiveness of the loan in protecting against division in the event of a relationship breakdown may vary by jurisdiction and a family law lawyer should be consulted. This article is not intended to be a definitive analysis of family law.

1. <https://www.cmhc-schl.gc.ca/professionals/housing-markets-data-and-research/housing-research/surveys/mortgage-consumer-surveys/2025-mortgage-consumer-survey>

SUMMER JOB? BUILD RRSP CONTRIBUTION ROOM & A RETIREMENT NEST EGG

A Case Study: Why Help a (Grand)Child File a Tax Return?

As the saying goes, "Give the man a fish, and you feed him for a day; teach the man to fish, and you feed him for a lifetime." The same principle applies to financial literacy. Small lessons introduced early, including something as simple as filing a tax return, can create habits and opportunities that benefit young people for years to come.

Is there a teen in your family, perhaps a (grand)child, niece or nephew, working during the summer or part-time after school? Helping them file a tax return can be a simple but powerful way to begin building long-term wealth while introducing financial habits early in life.

Many teens choose not to file a tax return if their income falls below the federal basic personal amount, which is \$16,452 for 2026. What is often overlooked, however, is that even modest earnings can generate valuable Registered Retirement Savings Plan (RRSP) contribution room.

A Case Study: Building a Retirement Nest Egg From Age 14

Here's a simple case study: At age 14, Sam begins working part-time as a lifeguard, earning \$5,000 each summer. Her aunt helps her file a tax return, allowing her to accumulate RRSP contribution room at a rate of 18 percent of earned income, or \$900 annually. Even without making RRSP contributions immediately, unused contribution room carries forward indefinitely. By age 22, after graduating from university, Sam has accumulated \$8,100 of available RRSP room.

When she begins full-time employment and faces a 30 percent marginal tax rate,* she contributes the full \$8,100 to her RRSP,

saving approximately \$2,430 in taxes (\$8,100 x 30%). More importantly, if investing at an average annual return of 6 percent, that single contribution could grow to nearly \$75,000 by age 60 — not a bad head start for someone just beginning their career!

And the lessons extend well beyond building a retirement nest egg:

Building Lifelong Financial Habits — Supporting teens in filing taxes early can help instill financial literacy and disciplined money management habits that can carry into adulthood, when tax returns will become a necessary part of managing personal income.

Tax-Deferred Growth and Future Tax Savings Potential — Unused RRSP room accumulated in early years can later be used to reduce taxable income, potentially increasing tax savings by claiming deductions when income and tax rates are higher in adulthood.

Future Flexibility Through RRSP Programs — RRSP savings can later be accessed as an interest-free loan, including up to \$60,000 under the Home Buyers' Plan for an eligible first-home purchase, or up to \$20,000 through the Lifelong Learning Plan for eligible education or training. With rising housing and education costs, every bit helps.

Encouraging a Long-Term Saving Mindset — Early exposure to saving and investing can help young earners develop consistency and discipline, reinforcing the value of long-term compounding even through small contributions.

*Illustrative. Tax rates will vary depending on income and the province/territory of residence.

What Happens When a Child Becomes an Adult?

Ever wondered how much it costs to raise a child? In Canada, estimates suggest it will set parents back an average of \$293,000 from birth to age 17.¹ In the U.S., that figure may be even higher, estimated at roughly US\$303,418, even after tax credits.²

But those figures only tell part of the story. For many families, financial support often extends well beyond age 18. Parents frequently continue contributing to post-secondary education or training, helping with the purchase of a first home, or providing housing for adult children who haven't yet fully launched on their own (some suggest the "empty nester" is increasingly being replaced with the rise of the adult "stay-at-home son" (daughter)).

This creates a subtle but important disconnect: financial dependence does not necessarily align with legal adulthood.

Turning age 18, or 19 in some provinces/territories (the age of majority), is a milestone worth celebrating. It marks a moment of independence and, in many ways, a shift in financial responsibility. But it also triggers a less visible transition: a legal one. At that point, the law treats a child as an adult. And critically, parental authority changes overnight. Many families don't fully realize the implications until they are already in a situation where access or decision-making is unexpectedly restricted.

Even if a child still lives at home, remains financially dependent or is in school, the legal reality is the same. Without proper planning, parents may find themselves unexpectedly facing certain situations:

- Physicians may be unable to share medical information;
- Universities may restrict access to academic records;
- Financial institutions may refuse to discuss account details;
- Parents may have no legal authority to make medical or financial decisions on a child's behalf.

These limitations can become particularly challenging if a child is away from home, such as attending college or university, managing chronic health needs or living independently for the first time.

This is where powers of attorney for personal care and property (the names vary by province or territory) can become essential planning tools. They allow parents or trusted individuals to step in if support or decision-making is needed, even after a child reaches adulthood.

For high-net-worth families with significant assets, this transition also raises broader considerations around gifting, trusts and control of assets. At the age of majority, children may gain full legal authority over assets held in their name — sometimes before they are fully prepared to manage them. This makes early coordination around gifting strategies, trusts and asset structuring especially important.

The transition to adulthood happens whether families are ready or not. Without a plan, gaps can emerge that create unnecessary risk, confusion and stress at precisely the wrong moment.

If your child is approaching or has reached the age of majority,

The information contained herein has been provided for information purposes only. Graphs, charts and other numbers are used for illustrative purposes only and do not reflect future values or future performance of any investment. The information has been provided by J. Hirasawa & Associates and is drawn from sources believed to be reliable. The information does not provide financial, legal, tax or investment advice. Particular investment, tax, or trading strategies should be evaluated relative to each individual's objectives and risk tolerance. This does not constitute a recommendation or solicitation to buy or sell securities of any kind. Market conditions may change which may impact the information contained in this document. Wellington-Altus Private Wealth Inc. (WAPW) and the authors do not guarantee the accuracy or completeness of the information contained herein, nor does WAPW, nor the authors, assume any liability for any loss that may result from the reliance by any person upon any such information or opinions. Before acting on any of the above, please contact me for individual financial advice based on your personal circumstances. All insurance products and services are offered by life licensed advisors of Wellington-Altus Insurance Inc. or other insurance agencies separate from Wellington-Altus Private Wealth.

© 2026, Wellington-Altus Private Wealth Inc. ALL RIGHTS RESERVED. NO USE OR REPRODUCTION WITHOUT PERMISSION. www.wellington-altus.ca

If you no longer wish to receive commercial electronic messages from Wellington-Altus Private Wealth Inc., please send an email to unsubscribe@wellington-altus.ca



From Financial Experts: "Five-Word" Advice for New Adults

If there's a young adult in your life stepping into adulthood, a few simple lessons can go a long way. The best advice is rarely complicated. If there's one thing financial writer Morgan Housel wished he'd known when he first started out in the real world, it was just five words: **"Simple almost always beats complex."** As he put it, *"That's true for investing, mortgages, insurance and everything else related to money."*

In that spirit, Housel asked some of his financial expert peers for their words of wisdom, condensed into "five-word" advice. These are worth passing along:

- *Budget. Save. But enjoy yourself.* — Ben Carlson
- *Buy every month, never stop.* — Josh Brown
- *Save. A lot. Start immediately.* — Bob Seawright
- *Sleep on it. Then decide.* — Sam Ro
- *Live on less. Have more.* — James Osborne
- *Saving is the best investment.* — Tadas Viskanta
- *"No downside" means run away.* — Bill Mann
- *Perpetually seek your true passions.* — Tom Gardner
- *Time is your scarcest asset.* — Bryan Hinmon
- *Don't carry credit card debt.* — Eddy Elfenbein
- *Focus on what you control.* — Phil Huber
- *Never stop asking questions. Ever.* — Chris Hill
- *Invest as soon as feasible.* — Matt Argersinger
- *Spend less than you make.* — Matt Koppenheffer
- *Your best investment is yourself.* — Various

<https://www.fool.com/investing/2016/06/21/simple-financial-advice-for-new-grads.aspx>

it may be a good time to review your existing plans and ensure appropriate powers of attorney and supporting documents are in place. We would be pleased to discuss how this fits within your broader financial and estate planning strategy.

1. <https://www.statcan.gc.ca/o1/en/plus/5111-how-much-do-canadian-families-spend-raising-child>

2. <https://www.cbsnews.com/news/cost-to-raise-a-child-300000-us-state-by-state/>